

PAVING PATTERN GUIDE



PAVING PATTERN GUIDE


Paving Patterns can be unlimited due to the many different sizes, shapes and colours we now have to choose from. One of the key benefits to using pavers over poured concrete is because of the huge range of choices we have.

Pavers are designed to mix and match in colour and sizes. Whether you are utilizing different patterns to highlight feature areas or matching up to the colour range of your property and buildings, this is what makes segmental pavers unique.


Not only is the colour of the paver important but so too is the pattern you select for each area. Each pattern may vary dependent upon whether a driveway is steep, sloping or flat. Alfresco paving patterns tend to be less busy with straight lines, whilst garden path patterns may be curved.

At your local APC store we have the knowledge and experience to best advise you which pattern and what colour will best complement the area you are about to pave.



Brick Shape Paving Patterns




Herringbone





45° Herringbone with contrasting stretcher inlay and header




45° Herringbone with header course




45° Herringbone with flat header course





Basketweave




Basketweave with contrasting colour




Single basketweave




Offset single basketweave




Brick Shape Paving Patterns




45° Stretcher Bond (rectangle)



Stack Bond (Rectangle)




45° Stretcher Bond with flat header




Running Stacked Bond



Stretcher Bond / Brick Bond (Rectangle)




45° Stack Bond (Rectangle)




Stretcher Bond with contrasting header

Diamond Paving Patterns



45° Stack Bond with contrasting double diamond inlay




45° Stack Bond with contrasting diamond inlay

PAVING PATTERN GUIDE


Square Shape Paving Patterns





Stretcher Bond / Brick Bond (Square)




Stack Bond (Square)





45° Stack Bond with contrasting stretcher inlay and header




Stretcher Bond with contrasting stretcher inlay and header




45° Stack Bond with contrasting triangle-cut inlay and header




45° Stack Bond with contrasting triangle cut inlay, stretcher inlay & header




45° Stack Bond / Diamond (Square)




45° Stack Bond / Diamond with flat header course




Circular Paving Patterns



Scallop



Circle



Circle with run bond border